

## **STERNO® FUEL USE POLICY**

### **INTENT:**

The intent of the Sterno® Fuel Use Policy is to provide a safe environment within the Wappingers Central School District facilities when working with Sterno® Fuel.

### **OBLIGATIONS:**

To adhere to federal, state, location and district rules and regulations when working with Sterno® Fuel. Any renter planning to utilize Sterno® Fuel on Wappingers Central School District property agrees to follow all safety protocols and ensure compliance.

### **POLICY:**

Solid alcohol (Sterno®) heating of food is permitted at the Wappingers Central School District provided that the following precautions are taken to prevent ignition of combustible materials and to ensure the safety of occupants. This policy applies to the in-house use of Sterno® by the Wappingers Central School District and all outside individuals, groups, organizations, or agencies using district facilities.

- Sterno® use is permitted in specific public spaces (i.e. cafeteria, public assembly space, meeting and conference rooms only).
- Sterno® is not permitted for use in private classroom spaces, theaters, or other non-public areas.
- All Sterno® heating devices must be attended to at all times.
- A certified 10 pound ABC dry chemical fire extinguisher must be available within ten (10) feet of the serving table or tables.
- Approved tools must be available for the smothering of the flame if needed, i.e. snuffer paddle.
- Sterno® shall be placed under the appropriate devices before lighting. Sterno® shall be lit only by the means of a long handled match or butane lighter.
- Once lit, the Sterno® shall not be moved while it is burning.
- Only regular table cloth covers shall be used; paper or plastic table coverings are not permitted.
- Combustible materials such as plates, napkins, plastic utensils, cups or similar products must be separated by a minimum of three feet on each side from the Sterno®.
- Sterno® must be immediately extinguished with an approved tool(s) when the food tray is empty or the Sterno® is no longer needed.
- To prevent any spill, seal opening with the original Sterno® cap once cool.
- Do not place the Sterno® in the trash. All Sterno® devices, whether used, partially used, or unused, must be removed from school district property at the end of the event.

**Please find attached a copy of the Sterno® Chafing Fuel Safety Tips poster.**



## CHAFING FUEL SAFETY TIPS

ALWAYS



**ALWAYS** use CAUTION when handling OPEN FLAME products



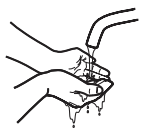
**ALWAYS** use a blunt object, such as a spoon, to pry off the lid



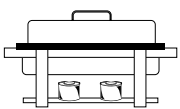
**ALWAYS** cup hand over lid when opening can



**ALWAYS** remove excess gel from lid if it is being used as a regulator

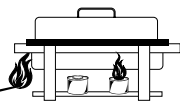


**ALWAYS** wash fuel residue from hands



**ALWAYS** place the can underneath the chafing dish or beverage urn before lighting

**ALWAYS** make sure cans are placed securely in equipment



**ALWAYS** use a long handled match or butane lighter to light cans



**ALWAYS** use a can cap, snuffer paddle, regulator or saucer to extinguish flame



**ALWAYS** wait until can is cool before touching



**NEVER** use a sharp knife to pry off lid



**NEVER** use a lit can to light another can



**NEVER** carry lit cans



**NEVER** carry chafing dishes or beverage urns with lit cans



**NEVER** touch cans while still hot



**NEVER** allow decor, loose clothing, napkins or tablecloths near flame



**NEVER** allow hair to fall near flame



**NEVER** use hands to extinguish flame



**NEVER** blow out flame of Gel or Hot Spot® to extinguish



View a short chafing fuel training video



Corona, CA 92881 • 951.682.9600 • [www.sternocandlelamp.com](http://www.sternocandlelamp.com)